

MOLENOR SPA.



MOLENOR SPA

www.molenor.cl :

Contáctanos



Dirección:

Avenida Irarrazabal # 486, Antofagasta



Teléfono:

+56974766840
+56990564726





Correo:

ventas@molenor.cl

CONTENIDO:

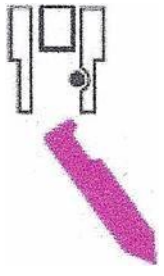
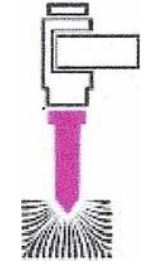
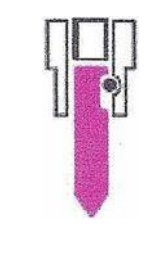
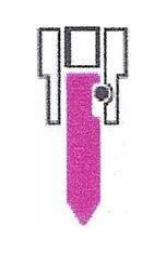



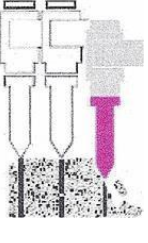
| Modelo Martillo | Pagina |
|------------------------|--------------------|
| Atlas Copco | 4 |
| Bobcat | 5 |
| Caterpillar | 5 |
| Doosan | 6 |
| Everdigm | 6 |
| Furukawa | 7 |
| Indeco | 9 |
| Komac | 10 |
| Krupp | 12 |
| Montabert | 12 |
| NPK | 13 |
| Okada | 14 |
| Rammer | 14 |
| Sandvik | 14 |
| Soosan | 15 |
| Stanley | 16 |
| Torpedo | 16 |



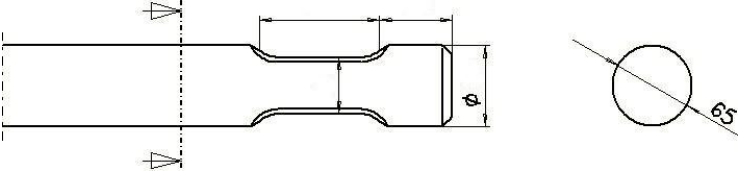
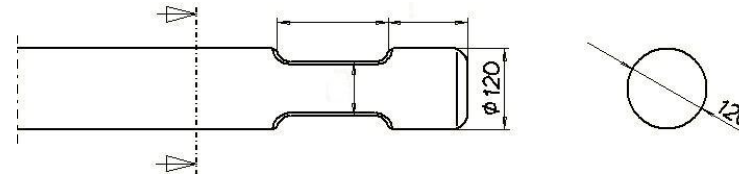
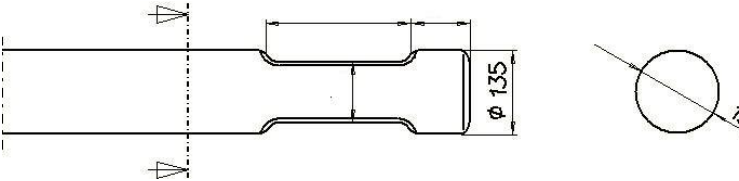
CONSEJOS PRÁCTICOS PARA EL USO DE HERRAMIENTAS DE DEMOLICIÓN PESADA

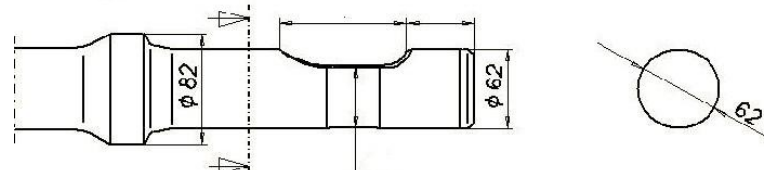
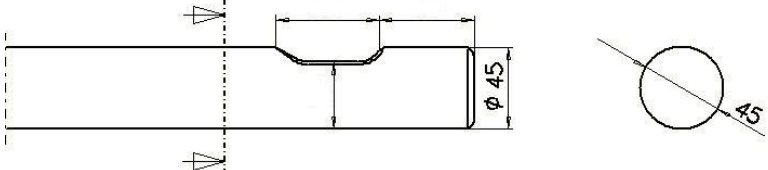
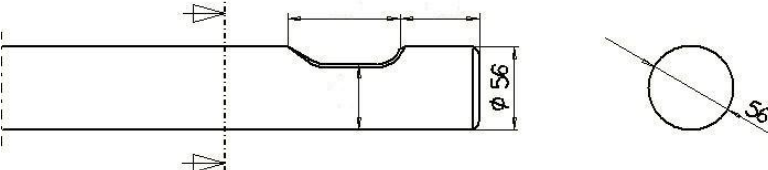
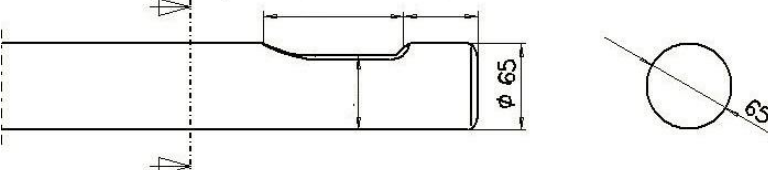
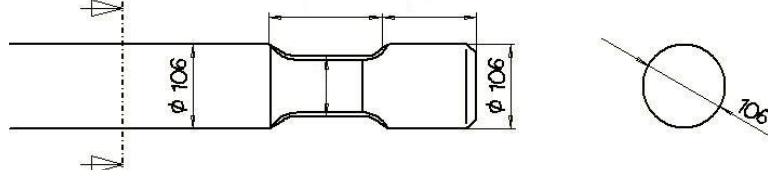
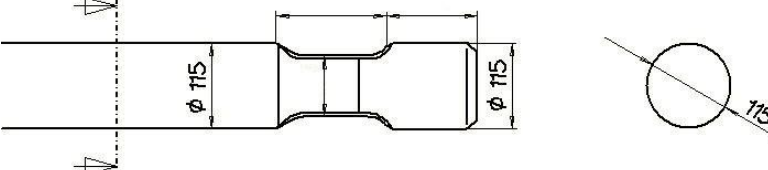
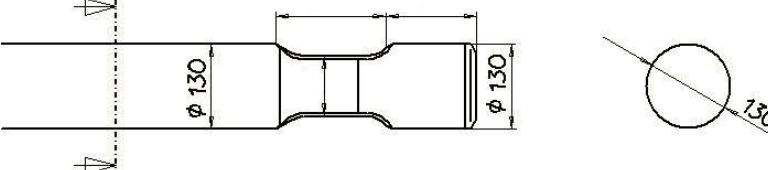
Se define como vida útil de la punta al tiempo en que la herramienta demora en desgastarse completamente hasta que el lado de impacto está completamente consumido, este desgaste puede expresarse en horas, días o meses. Sin embargo, sólo tiene sentido utilizar este método de comparación, si las condiciones de uso se mantienen constantes. Si el material que se rompe no es el mismo y varía la frecuencia de percusión, esto produce diferencias estándar en una proporción de 1: 100 con herramientas equivalentes.

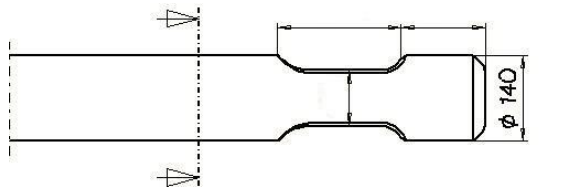
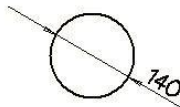
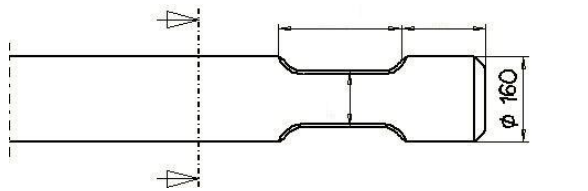
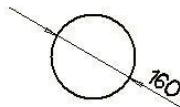
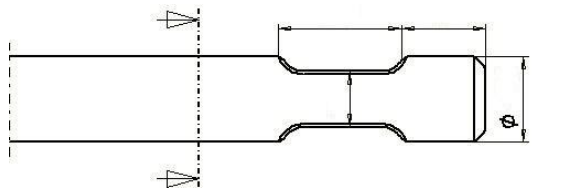
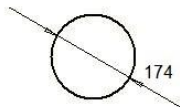
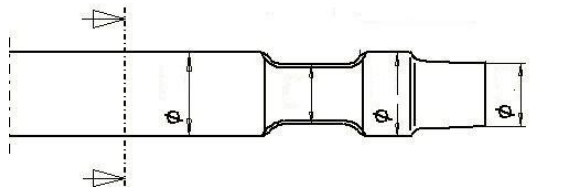
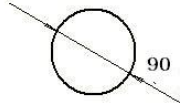
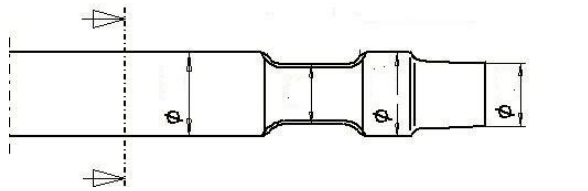
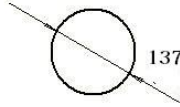
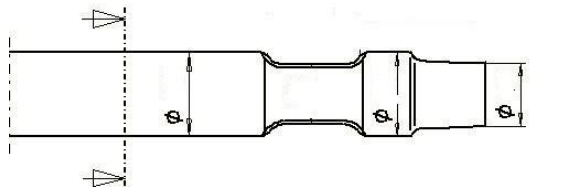
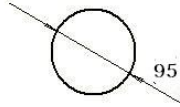
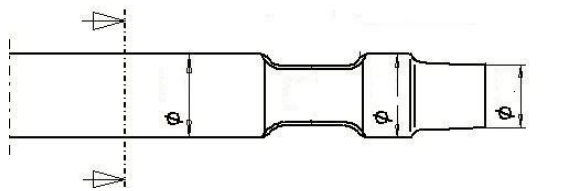
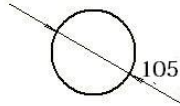
Así se consigue la máxima funcionalidad, seguridad y fiabilidad de las puntas:

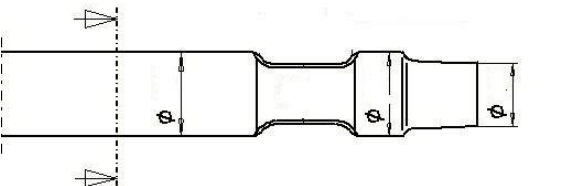
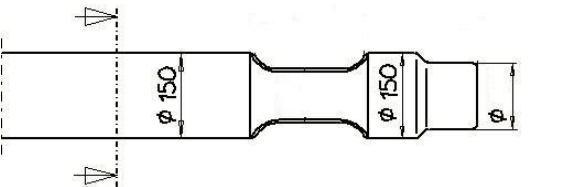
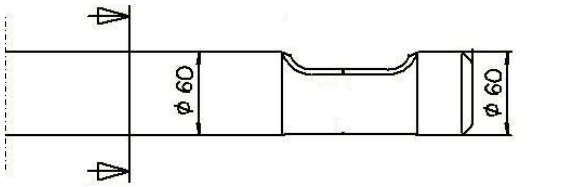
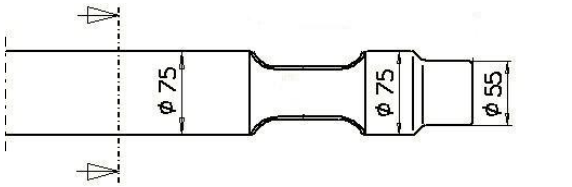
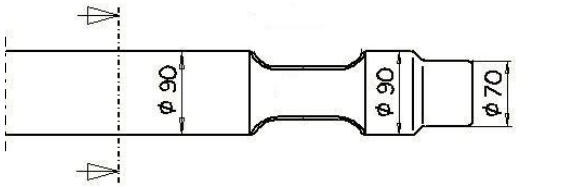
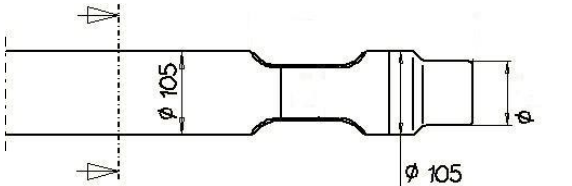
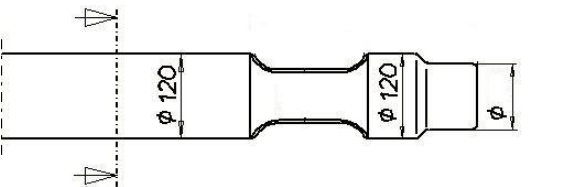
| | | | |
|---|--|---|--|
|  | <p>Aplique grasa de alta resistencia, especial para punteros, antes de montar la herramienta en el martillo.</p> |  | <p>Operar su martillo sólo después de haber colocado la herramienta en posición de demolición sobre la superficie de trabajo. Deje de golpear inmediatamente cuando el material se rompa.</p> |
|  | <p>Evite demasiado juego entre los bujes y la herramienta para evitar rotura de la herramienta o daños en los bujes y el pistón.</p> |  | <p>No se debe trabajar más de 10 segundos en el mismo punto, si el material se resiste a la demolición buscar otro punto de ataque. ¡Evitar la percusión en vacío! Al calentarse el puntero se debe dejar enfriar al aire.</p> |
|  | <p>La posición correcta del trabajo debería ser vertical o en un ángulo de 90° hacia el nivel del trabajo. La herramienta el martillo y la maquina portante deben formar una unidad.</p> |  | <p>Reacondicionamiento de herramientas, herramientas sin filo o bordes dañados, pueden ser reacondicionadas con fresado, cepillado o torneado.</p> |
|  | <p>Lubricación: Engrase por lo menos 4 veces al día para asegurarse de que la película lubricante no se rompa.</p> |  | <p>Utilice un enfoque gradual a la ruptura material, sección por sección. Comience por la zona más débil de la pieza, y luego trabaje en dirección al centro.</p> |

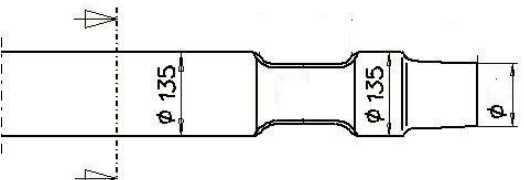
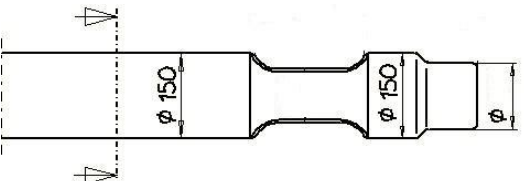
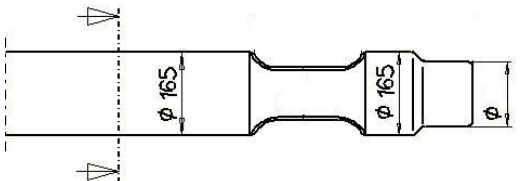
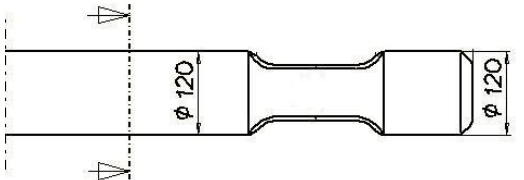
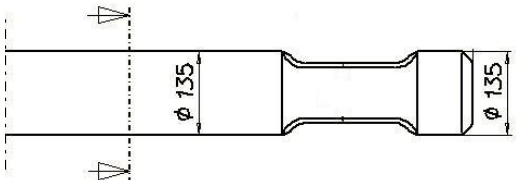
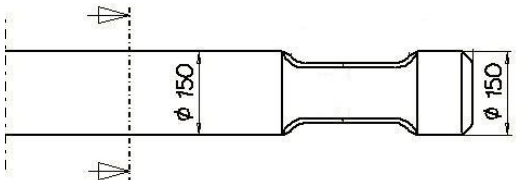
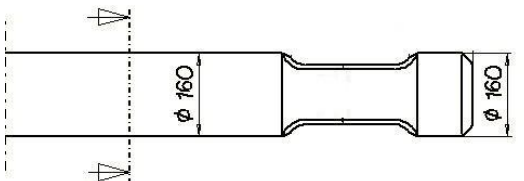
Serhidra SAS no se responsabiliza por rupturas por violencia a causa de no observar las instrucciones de lubricación y mantenimiento. También las causas de rupturas se pueden detectar correctamente a través de los análisis correspondientes

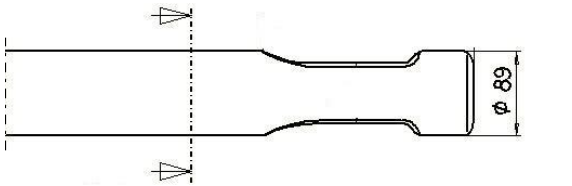
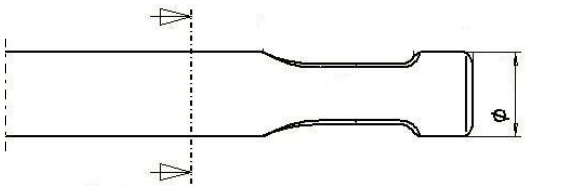
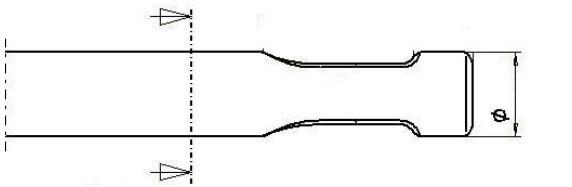
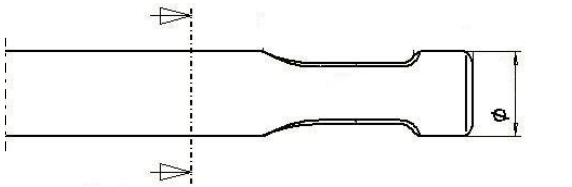
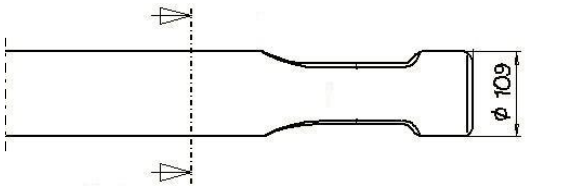
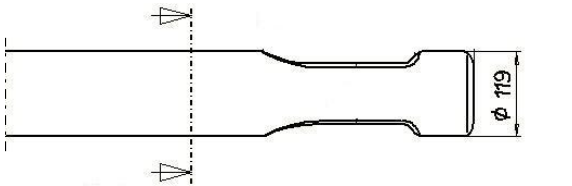
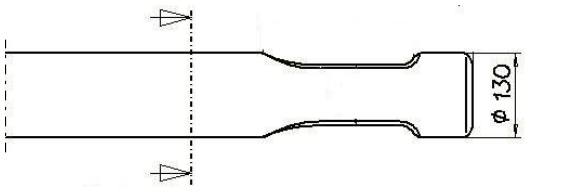
| MODELO MARTILLO | DIAGRAMA | LONG (mm) | PESO (kg) |
|---------------------|---|--------------|--------------|
| Atlas Copco SB 200 |  | 800 | 19 |
| Atlas Copco MB 1200 |  | 1100 | 87 |
| Atlas Copco MB 1600 |  | 1100 | 107 |
| | | | |
| | | | |
| | | | |

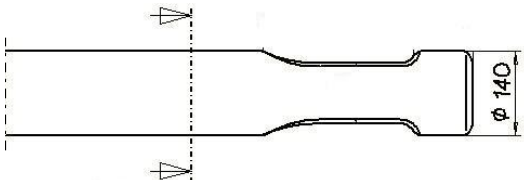
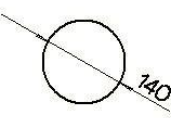
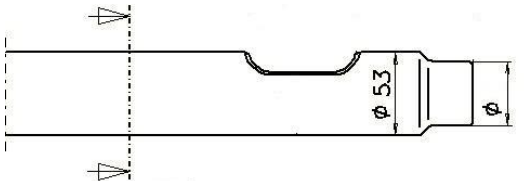
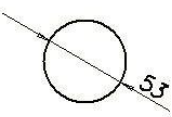
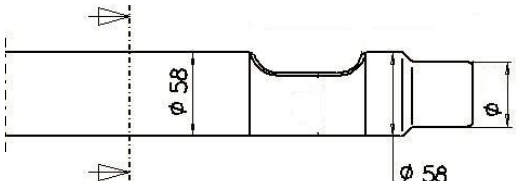
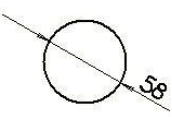
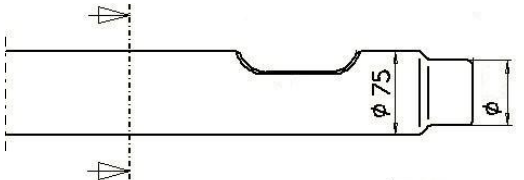
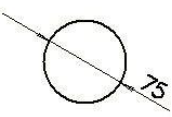
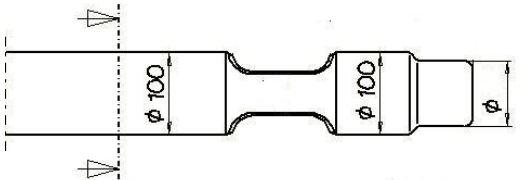
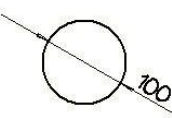
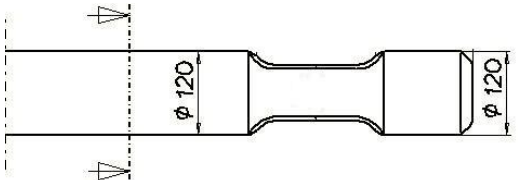
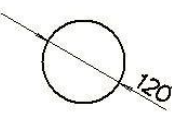
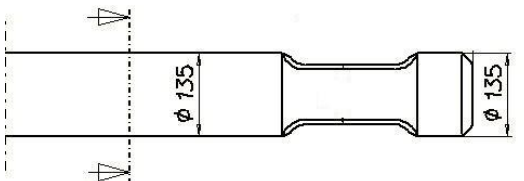
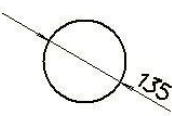
| | | | |
|-------------------|--|------|-----|
| Bobcat HB 880 |  | 600 | 14 |
| Bobcat 1750 |  | 480 | 6 |
| Caterpillar H 55 |  | 580 | 11 |
| Caterpillar H 65 |  | 700 | 17 |
| Caterpillar H 115 |  | 1050 | 65 |
| Caterpillar H 120 |  | 1060 | 77 |
| Caterpillar H 130 |  | 1100 | 101 |

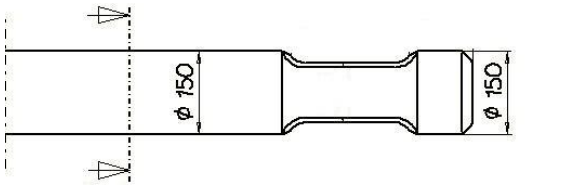
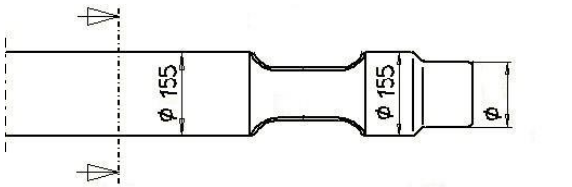
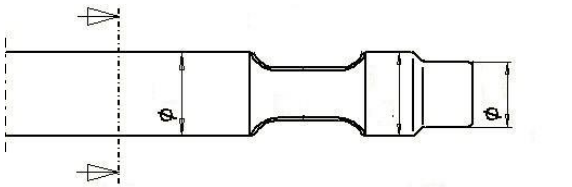
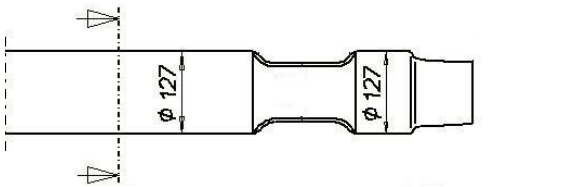
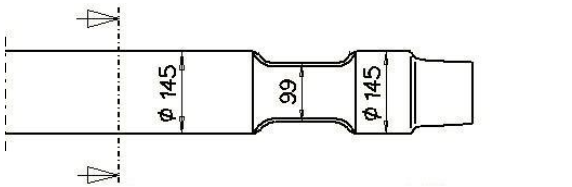
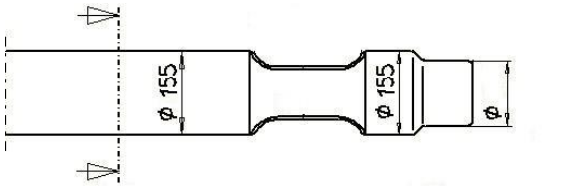
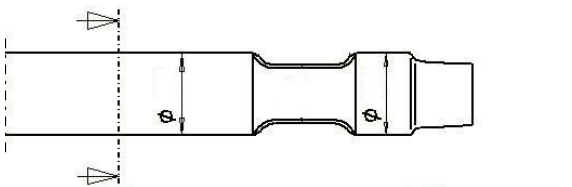
| | | | | |
|----------------------|--|---|------|-----|
| Caterpillar H140 |  |  | 1200 | 128 |
| Caterpillar H 160 |  |  | 1300 | 183 |
| Caterpillar H 180 DS |  |  | 1450 | 247 |
| Doosan DXB 90 |  |  | | |
| Doosan DXB 170 |  |  | 1420 | 170 |
| Everdigm EHB 10 |  |  | 900 | 43 |
| Everdigm EHB 13 |  |  | 1050 | 62 |

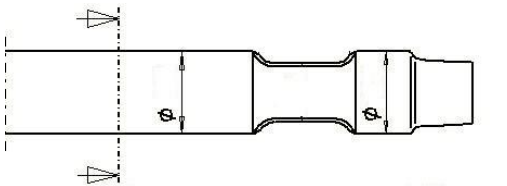
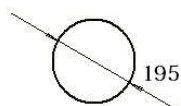
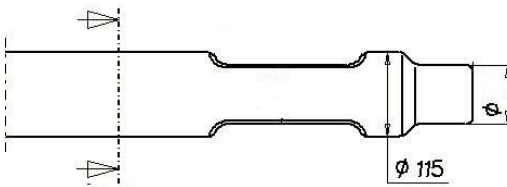

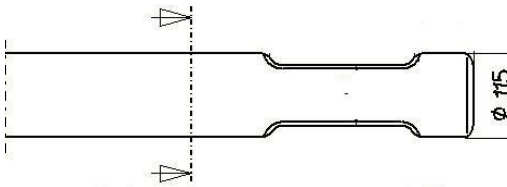
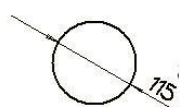
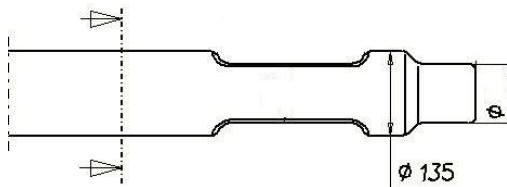
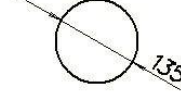
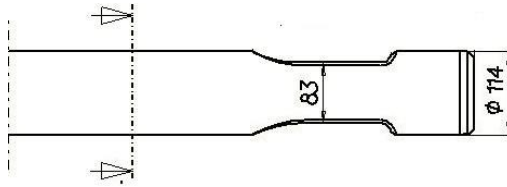
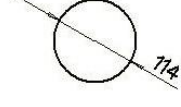
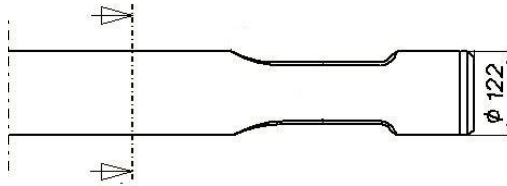

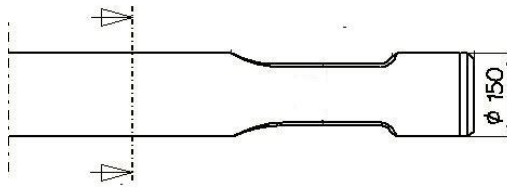

| | | | | |
|------------------------|--|-------------|-----------|--|
| <p>Everdigm EHB 20</p> |  | | | |
| <p>Everdigm EHB 30</p> |  | | | |
| <p>Furukawa F 4</p> |  | <p>540</p> | <p>11</p> | |
| <p>Furukawa F 6</p> |  | <p>720</p> | <p>20</p> | |
| <p>Furukawa F 9</p> |  | <p>800</p> | <p>33</p> | |
| <p>Furukawa F 12</p> |  | <p>1050</p> | <p>62</p> | |
| <p>Furukawa F 19</p> |  | <p>100</p> | <p>84</p> | |

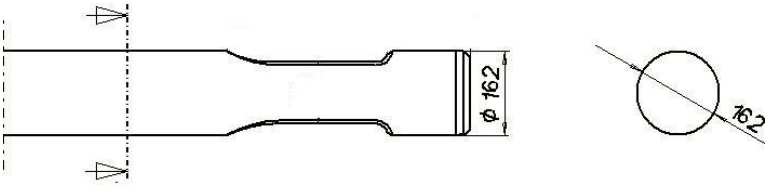
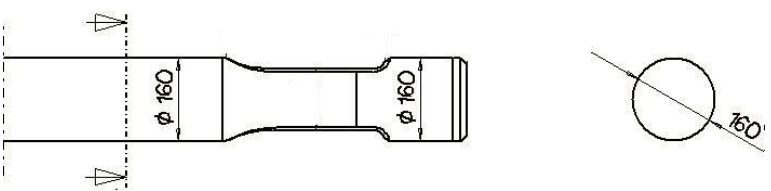
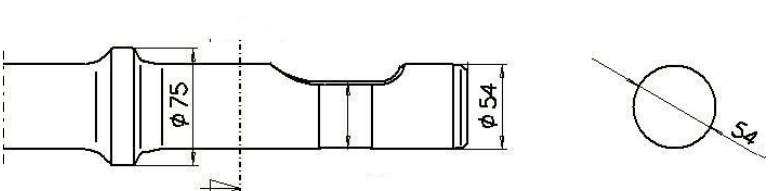
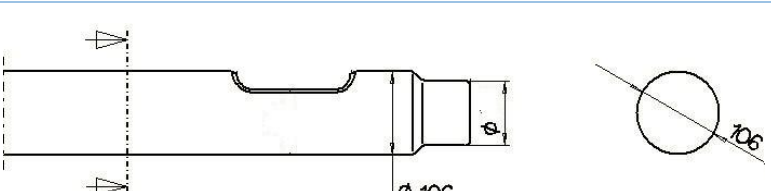
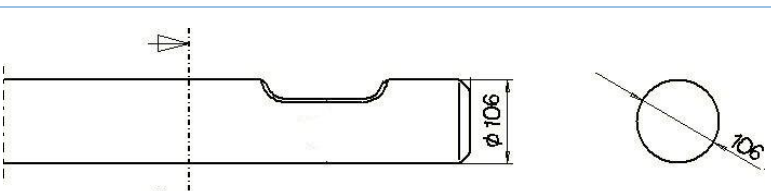
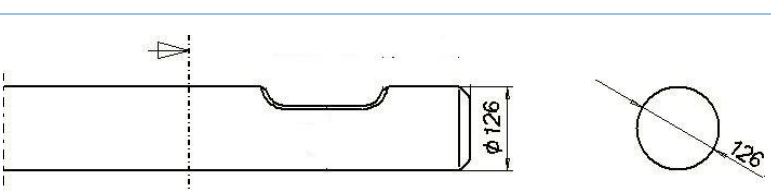
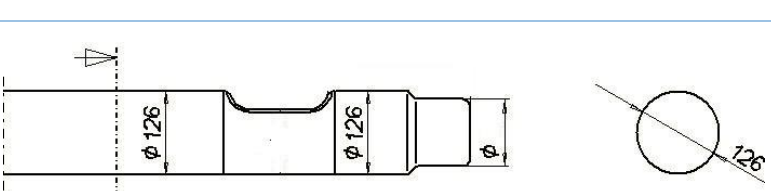
| | | | |
|---------------|--|------|-----|
| Furukawa F 22 |  | 1200 | 114 |
| Furukawa F 35 |  | 1420 | 170 |
| Furukawa F 45 |  | 1450 | 215 |
| Furukawa 15G |  | 1000 | 79 |
| Furukawa 20G |  | 1200 | 118 |
| Furukawa 30G |  | 1300 | 157 |
| Furukawa 40G |  | 1300 | 180 |

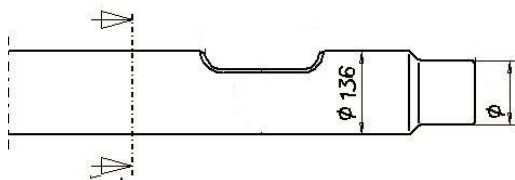
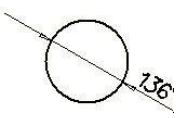
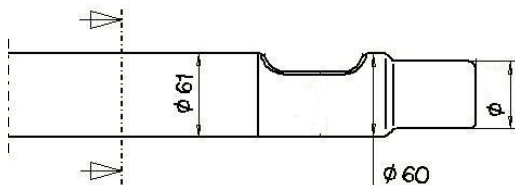
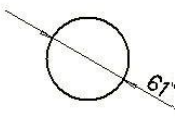
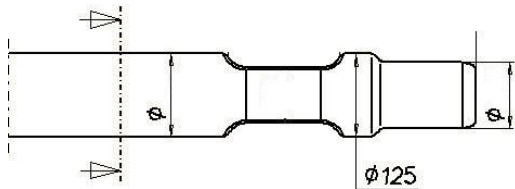
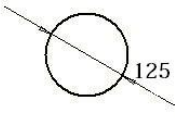
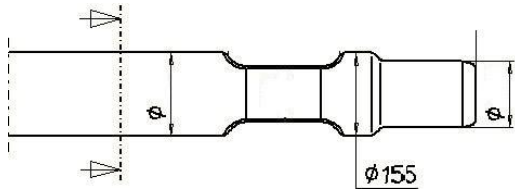
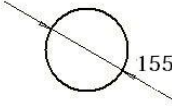
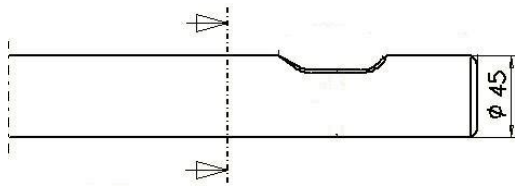
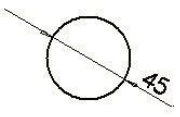
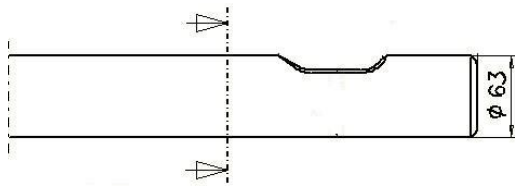

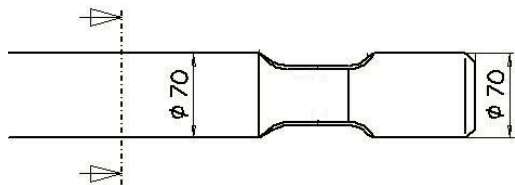
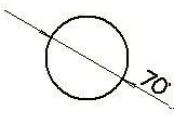
| | | | |
|-----------------|--|------|-----|
| Indeco HP 1200 |  | 800 | 33 |
| Indeco HP 1500 |  | | |
| Indeco HP 2000 |  | | |
| Indeco HP 3000 |  | | |
| Indeco MES 1500 |  | 1000 | 66 |
| Indeco MES 2000 |  | 1100 | 84 |
| Indeco MES 2500 |  | 1130 | 105 |

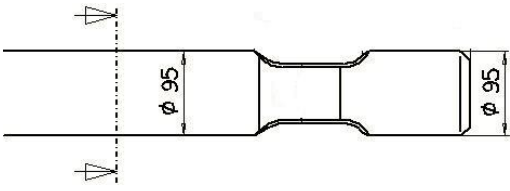

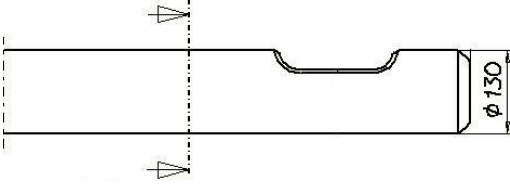
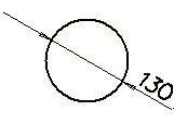
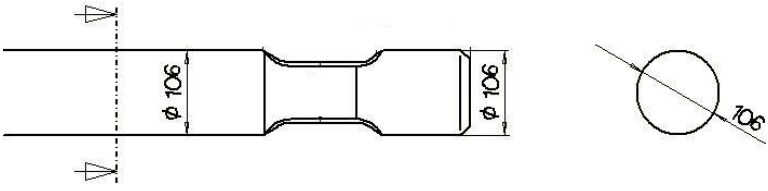
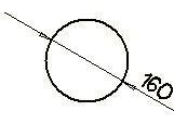
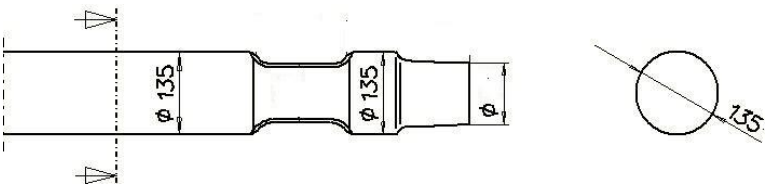
| | | | | |
|-----------------|--|---|------|-----|
| Indeco MES 3000 |  |  | 1200 | 127 |
| Komac KB 200 |  |  | 600 | 10 |
| Komac KB 250 |  |  | 600 | 11 |
| Komac KB 350 |  |  | 820 | 26 |
| Komac KB 1000 |  |  | 1000 | 52 |
| Komac KB1500 |  |  | 1000 | 79 |
| Komac KB 2000 |  |  | 1200 | 118 |

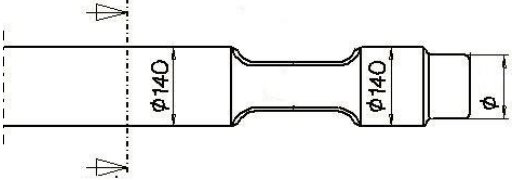
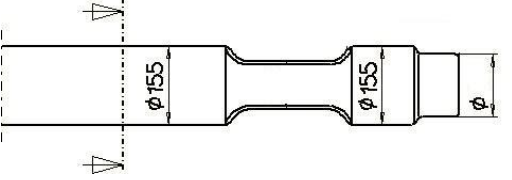
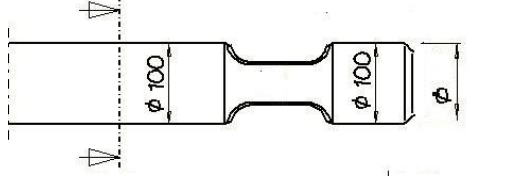
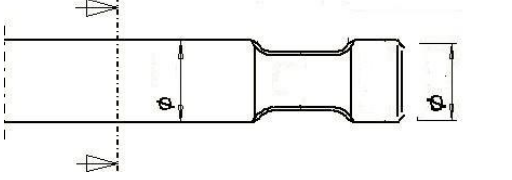
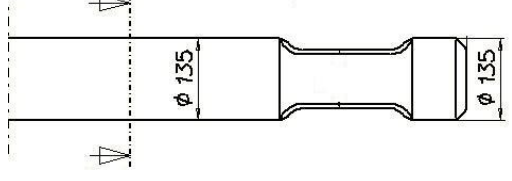
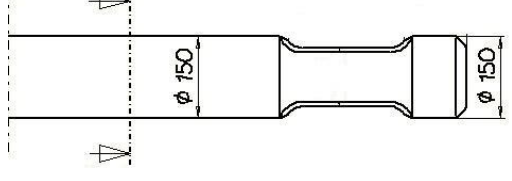
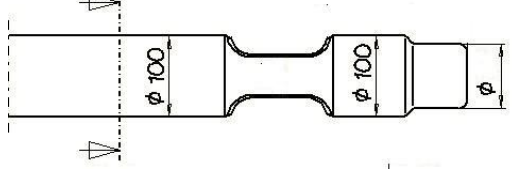
| | | | |
|----------------------|--|-------------|------------|
| <p>Komac KB 3600</p> |  | <p>1300</p> | <p>157</p> |
| <p>Komac KB 4200</p> |  | <p>1450</p> | <p>189</p> |
| <p>Komac Tor 13</p> |  | <p>1000</p> | <p>55</p> |
| <p>Komac Tor 23</p> |  | <p>1150</p> | <p>97</p> |
| <p>Komac Tor 36</p> |  | <p>1300</p> | <p>145</p> |
| <p>Komac Tor 42</p> |  | <p>1450</p> | <p>189</p> |
| <p>Komac Tor 55</p> |  | | |

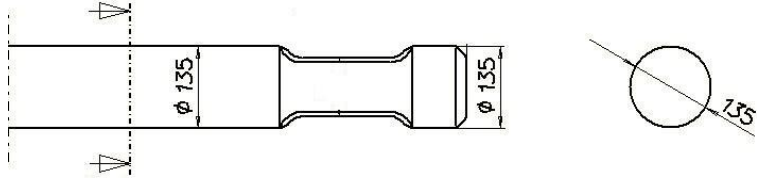
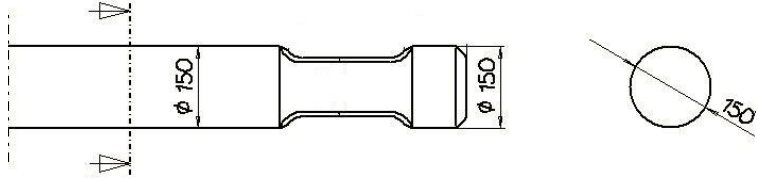
| | | | | |
|------------------------------------|---|---|-------------|------------|
| <p>Komac Tor 70</p> |  |  | | |
| <p>Krupp HM 700</p> |  |  | <p>1100</p> | <p>78</p> |
| <p>Krupp HM 720</p> |  |  | <p>1060</p> | <p>76</p> |
| <p>Krupp HM 800</p> |  |  | <p>100</p> | <p>114</p> |
| <p>Montabert BRH 501</p> |  |  | <p>1000</p> | <p>70</p> |
| <p>Montabert BRV 32 V 1200</p> |  |  | <p>1100</p> | <p>89</p> |
| <p>Montabert BRV 43 V 43</p> |  |  | <p>1300</p> | <p>159</p> |

| | | | |
|------------------|--|------|-----|
| Montabert BRV 52 |  | 1350 | 192 |
| Montabert V 2500 |  | 1500 | 220 |
| Montabert SC 16 |  | 540 | 9 |
| NPK H 7X |  | 930 | 57 |
| NPK H8X |  | 930 | 58 |
| NPK 10X |  | 1100 | 85 |
| NPK 10X E |  | 1100 | 93 |

| | | | | |
|--------------------------------------|--|---|-------------|------------|
| <p>NPK 12X</p> |  |  | <p>1200</p> | <p>115</p> |
| <p>Okada Top 35</p> |  |  | | |
| <p>Okada Top 200</p> |  |  | | |
| <p>Okada Top 300</p> |  |  | | |
| <p>Rammer S 21 Sandvik BR321</p> |  |  | <p>480</p> | <p>6</p> |
| <p>Rammer S 23 Sandvik BR623</p> |  |  | <p>700</p> | <p>16</p> |
| <p>Rammer S 25 Sandvik BR825</p> |  |  | <p>740</p> | <p>20</p> |

| | | | |
|--|--|-------------|------------|
| <p>Rammer S 29 Sandvik BR1229</p> |  | <p>900</p> | <p>45</p> |
| <p>Rammer S 56</p> |  | <p>1100</p> | <p>103</p> |
| <p>Rammer S 84</p> |  | <p>1300</p> | <p>183</p> |
| <p>Rammer G 110</p> |  | <p>1450</p> | <p>247</p> |
| <p>Rammer E64 Sandvik BR2064</p> |  | <p>1050</p> | <p>65</p> |
| <p>Rammer E66 / S55 Sandvik BR2266</p> |  | <p>1060</p> | <p>77</p> |
| <p>Soosan SB 70</p> |  | | |

| | | | |
|----------------|--|------|-----|
| Soosan SB 81 |  | 1270 | 131 |
| Soosan SB 121 |  | 1450 | 190 |
| Stanley MBX138 |  | | |
| Stanley MBX208 |  | | |
| Stanley MBX258 |  | 1200 | 118 |
| Stanley MBX358 |  | 1300 | 157 |
| Torpedo TP 100 |  | 1000 | 52 |

| | | | |
|-----------------------|--|-------------|------------|
| <p>Torpedo TP 200</p> |  | <p>1200</p> | <p>118</p> |
| <p>Torpedo TP 350</p> |  | <p>1300</p> | <p>157</p> |